



# Archery Canada Rule Book

## Book 5

Para Archery

Version 2026.06.01 - EN

## Table of Contents

<b>INTRODUCTION .....</b>	<b>V</b>
ORGANIZATION: .....	V
FORMAT OF CONSTRUCTION: .....	V
OTHER RECOGNIZED RULES .....	VI
DEFINITIONS: .....	VI
<b>INTRODUCTION .....</b>	<b>1</b>
<b>CHAPTER 28. DIVISIONS AND CLASSES .....</b>	<b>2</b>
28.1. PARA RECURVE (FOR PARA ARCHERY SPORT CLASS P.I.2 ONLY) .....	2
28.2. PARA COMPOUND (FOR PARA ARCHERY SPORT CLASS P.I.2 ONLY) .....	2
28.3. W1 (FOR PARA ARCHERY SPORT CLASS P.I.1 ONLY) .....	3
28.4. VISUALLY IMPAIRED – VI (FOR PARA ARCHERY SPORT CLASSES: V.I.1 AND V.I.2) .....	3
<b>CHAPTER 29. ROUNDS .....</b>	<b>4</b>
<b>CHAPTER 30. COMPETITIONS .....</b>	<b>7</b>
<b>CHAPTER 31. TITLES AND RECORDS .....</b>	<b>8</b>
31.1. WORLD PARA CHAMPIONSHIP TITLES .....	8
31.2. PARA WORLD RECORDS .....	8
31.3. PROCEDURES .....	9
<b>CHAPTER 32. WORLD RANKING LIST .....</b>	<b>10</b>
<b>CHAPTER 33. VENUE .....</b>	<b>11</b>
<b>CHAPTER 34. ATHLETES' EQUIPMENT .....</b>	<b>12</b>
34.1. PARA RECURVE DIVISION .....	12
34.2. PARA COMPOUND DIVISION .....	14
34.3. W1 DIVISION .....	16
34.4. VI DIVISION .....	17
34.5. ACCESSORIES FOR ALL DIVISIONS .....	18
34.6. VISUAL AIDS .....	19
34.7. ELECTRONIC COMMUNICATION .....	19
34.8. ADAPTIVE EQUIPMENT .....	19
34.9. EQUIPMENT INSPECTION .....	19
34.10. EQUIPMENT ON THE FINAL FIELD OF PLAY .....	20
<b>CHAPTER 35. VISUALLY IMPAIRED – SPORT CLASSES AND SPOTTERS .....</b>	<b>21</b>
35.1. SPORT CLASSES .....	21
35.2. SPOTTERS .....	21
<b>CHAPTER 36. SHOOTING AND CONDUCT .....</b>	<b>23</b>
<b>CHAPTER 37. ORDER OF SHOOTING AND TIMING CONTROL .....</b>	<b>25</b>
37.1. ORDER OF SHOOTING .....	25
37.2. TIMING .....	27

37.3. VISUAL AND ACOUSTIC TIME CONTROL .....	28
37.4. PROCEDURES.....	29
<b>CHAPTER 38. SCORING.....</b>	<b>31</b>
38.1. GENERAL SCORING .....	31
38.2. SCORING ARROWS .....	32
38.3. ARROWS LEFT BEHIND .....	35
38.4. SCORECARDS .....	35
38.5. TIES.....	36
38.6. RANKING .....	39
<b>CHAPTER 39. CONSEQUENCES OF BREAKING RULES .....</b>	<b>40</b>
39.1. ELIGIBILITY.....	40
39.2. DOPING AND ALCOHOL .....	40
39.3. LOSING THE SCORE OF AN ARROW.....	40
39.4. WARNINGS .....	41
39.5. DISQUALIFICATION .....	42
39.6. TEAM ROUND TIME PENALTIES .....	42
<b>CHAPTER 40. PRACTICE .....</b>	<b>44</b>
<b>CHAPTER 41. QUESTIONS AND DISPUTES.....</b>	<b>45</b>
<b>CHAPTER 42. TEAM OFFICIALS .....</b>	<b>46</b>
<b>CHAPTER 43. APPEALS .....</b>	<b>48</b>
<b>CHAPTER 44. DRESS REGULATIONS .....</b>	<b>49</b>
44.1. DEFINITIONS .....	49
44.2. ADVERTISING .....	51
<b>AC 44 DRESS REGULATIONS - CANADA .....</b>	<b>51</b>
AC 44.1 GENERAL DRESS REGULATIONS .....	51
AC 44.2 SPECIFIC EVENTS .....	51
AC 44.3 ARCHERY CANADA ORGANIZED EVENTS .....	51
AC 44.4 NON-COMPLIANCE.....	52
<b>CHAPTER 45. PARA ARCHERY CLASSIFICATION .....</b>	<b>53</b>
45.1. CLASSIFICATION PROCESS .....	53
45.2. CLASSIFICATION CARDS.....	53
<b>APPENDIX 1 – AHTLETES’ EQUIPMENT .....</b>	<b>54</b>
<b>APPENDIX 2 - ADAPTIVE EQUIPMENT .....</b>	<b>56</b>
1. WHEELCHAIR .....	56
2. STRAPPING .....	58
3. STOOL.....	59
4. ADAPTIVE RELEASE.....	59
5. BOW BANDAGE .....	60

# Book 5

## Para Archery

---



6. BOW ARM AID .....	60
7. ASSISTANT .....	61

## Introduction

These books contain the rules, procedures, and administrative procedures for archery in Canada as practised by the Federation of Canadian Archers Inc., known as Archery Canada and its member Provincial and Territorial Sport Organizations and their Registrants. It also contains most laws and bylaws governing archery in the World Archery Federation and its member organizations, as they have an interest in Canadian archery.

Archers, clubs, and other organizations can practice archery in the forms and by the rules they wish. However, they are encouraged to practice archery by these rules to promote consistency of understanding and practice by archers in Canada and other sports organizations worldwide.

This edition contains all current World Archery laws, bylaws, and Archery Canada rules approved and in effect on the date shown below. There may be interpretations that affect this edition. Please check the World Archery website ([worldarchery.sport](http://worldarchery.sport)) and Archery Canada website ([archerycanada.ca](http://archerycanada.ca)) for a listing of all interpretations which may be in force.

If any question concerning a rule in this rulebook arises from editing errors or differences between the French and English language versions, reference will be made to the original form in which the Archery Canada Board of Directors approved the rule. Where any discrepancies occur between the World Archery Rules in this book and the official World Archery Rule Book, the official World Archery Rule Book will take precedence.

**This version supersedes all previous versions.**

### ORGANIZATION:

The Archery Canada Rule Book has been divided into 7 Books.

Book 1 - Constitution and Procedures	(World Archery & Archery Canada)
Book 2 - Events	(World Archery & Archery Canada)
Book 3 - Target Archery	(World Archery & Archery Canada)
Book 4 - Field and 3D Archery Rules	(World Archery & Archery Canada)
Book 5 - Para Archery	(World Archery & Archery Canada)
Book 6 - Miscellaneous Archery Rounds and Ski-Archery	(World Archery & Archery Canada)
Book 7 - Anti-Doping Rules	(World Archery)

### FORMAT OF CONSTRUCTION:

The articles (rules as passed by the World Archery Congress) are in black type and Calibri font. The articles (bylaws as passed by the World Archery Board) are in *black type and in Italic Calibri font*. Certain sections of the World Archery Constitution and Rules that are not normally of interest to Canadian archers are not included. In most cases, such exclusions are indicated in the text. The full and current text of the World Archery Constitution and Rules can be obtained on the World Archery website at [worldarchery.sport/rules](http://worldarchery.sport/rules), menu item Home-Rules.

The articles (rules) in blue type, Arial font, indicate the exceptions or additions to the rules of World Archery as they apply to archery in Canada recognized by Archery Canada.

Article numbers preceded by AC indicate Archery Canada rules. Article numbers in black type and preceded with no text are, by default, World Archery rules.

AC sections with the same numbers as the WA sections reference the WA sections and express the exceptions or additional information as the WA section.

As used herein, the words "may not", "shall", and "will" are to be interpreted as a mandatory provision.

The masculine or feminine gender used in relation to any physical person shall be understood as including the other gender unless there is a specific provision to the contrary or a logical separation (e.g., the class "Women" only refers to female archers).

*AC Note:* Language related to gender and the use of pronouns, along with "Men" or "Women" throughout the Archery Canada rule book, is meant to identify and address specific competition categories as outlined by World Archery Rules. Archers in Canada, for National events, have the right to choose the category in which they most closely identify.

## OTHER RECOGNIZED RULES

Archery Canada's rules of archery and most administrative requirements are based to a large extent on the rules of World Archery.

Archery Canada is the Canadian organization officially affiliated with the International Field Archery Association. IFAA rules can be found online at [www.ifaa-archery.org](http://www.ifaa-archery.org).

Archery Canada rules for the sport of 3D archery are unique for Canada. However, they have a basis on the rules of 3D archery practised by both World Archery and the International Bowhunters Organization (IBO).

This rulebook does not contain the rules of the International Field Archery Association (IFAA), the National Field Archery Association (NFAA – USA), the Archery Shooter's Association (ASA), or the International Bowhunting Organisation (IBO). Readers must refer to the rules published by those organizations for events sanctioned by them.

## Definitions:

(Archery Canada definitions in blue text. World Archery definitions in black text.)

**“AC”** means Archery Canada – Federation of Canadian Archers using the brand name Archery Canada

**“Affiliated Club”** is a registrant of Archery Canada, able to register its members as Registrants, eligible for the insurance program and associated club benefits, which include the opportunity to bid to host national events and participate in national events or to list provincially approved tournaments on the National Tournaments Calendar.

**“Athlete”** means any athlete who participates or is selected to participate in an Event or Competition.

**“Athlete Support Personnel”** means any coach, trainer, manager, athlete representative, agent, team staff member, official, medical or para-medical personnel, family member or any other person employed by or working with an Athlete or the Athlete's Member Association participating in a Competition.

**“Camouflage colours”** are trademarked or other digital designs, whether random or not and regardless of colours used, which consist of natural material camouflage patterns such as bark, twigs, or leaves that are used for the purpose of blending in with natural environments, thereby providing less visibility to game, military personnel, or others. Non-traditional camouflage colours such as pinks, blues, bright yellow, etc., in camouflage patterns that are used in designs for the purpose of blending in with natural environments, whereby providing less visibility are considered camouflage.

**“Competition”** means an Event or series of Events conducted over one or more days under one ruling body (e.g., World Championships).

**“Competition Rule”** is a law which regulates any of the following: the equipment used in competition, the procedures used in a competition round, the activities of the athlete or athletes during competition, or any other action that takes place on the field of play during a competition.

**“Club”** is an organization registered as a Provincial/Territorial Archery Association member that offers archery programming for its members recreationally or competitively.

**“DOS”** Director of Shooting

**“Event”** means a single race, match or contest.

**“Field of Play”** The field of play (FOP) is the area where the competition takes place, including the areas within the safety barriers and the athlete’s area behind the shooting line. It also includes the areas designated by the tournament organiser as restricted to FOP-accredited individuals.

**“International Events”** are defined as:

- Competition for World and Continental titles.
- Competition for Olympic and Paralympic titles.
- Competition for World Ranking.
- Olympic and Paralympic Qualification Events (Continental Qualifying Tournaments);
- Archery events of Major Event Organisations.
- And any other Event for which World Archery is the ruling body or appoints technical officials.

**“Identification”** means the normal display of the name, designation, trademark, logo or any other distinctive sign of the manufacturer of the item, appearing not more than once per item.

**“Long Distances”** in Target Archery are: 30 m, 40 m, 50 m, 60 m, 70 m and 90 m.

**“Long Distances”** in AC Target Archery also includes distances shot by youth archers at 80 cm or 122 cm faces.

**“Major Event Organisation”** means any international multi-sport organisation that acts as the ruling body for any continental, regional or other International Event.

**“Mechanical”** means any method that embodies a plurality of interacting parts, whether such are individual pieces or spring co-joined parts capable of co-operatively acting to affect bow string release by a separating movement of at least one such part relative to another.

**“NOC”** means National Olympic Committee.

**“NSO”** National Sports Organization

**“OC”** Organizing Committee

**“Outdoor”** means where the Field of Play is subject to any two of the following three factors while competing: (i) rain, (ii) wind and (iii) sun. For the avoidance of doubt:

- (i) Shooting out of a window would not be an outdoor event since there would be no rain, sun or wind (0 elements present).
- (ii) Shooting under a roof would not be an outdoor event, as only wind applies (no rain or sun) (1 element present).
- (iii) Shooting in a stadium with the roof closed would not be an outdoor event since no wind, rain or sun (0 elements present).
- (iv) Shooting in a walled stadium with the roof open would be an outdoor event (no wind, but rain and sun) (2 elements) unless the athletes are shooting under an overhang (0 elements present).
- (v) Shooting with athletes protected from wind (sails, walls) is an outdoor event (no wind but rain and sun) (2 elements present).
- (vi) Shooting in a stadium would be an outdoor event if the athlete could be subject to both rain and sun (and possibly rain) (2 elements present). The above is not to suggest that walls or sails to block winds are allowed on the field of play.

**“Participant”** means any Athlete, Athlete Support Personnel, judge, referee, delegate, commissioner, jury of appeal member, competition official, Member Association team or delegation member and any other accredited person.

**“Person”** will include natural persons, bodies corporate, unincorporated associations, and partnerships (whether or not any of them have separate legal personality).

**“PTSO”** Provincial/Territorial Sports Organization

**“Publication”** is defined as printed matter or documents in electronic format to be able to be read through commonly available computer systems.

**“Qualification Round”** refers to rounds shot to qualify athletes for subsequent events and rank them before elimination and finals matches are shot. These are defined in Book 2, 4.5.1.1 (Target Archery), 4.5.2.1 (Field and 3D). Commonly in Canada, only these rounds are shot for a tournament to determine prizes, and no subsequent elimination or finals match play is shot. The term “Qualification Round” shall mean the round(s) of the tournament used to determine prizes.

**“Registrant”** An individual who is a registrant (member) of a PTSO member of Archery Canada or otherwise recognized as a registrant (member) of Archery Canada.

**“RSO”** Range Safety Officer, see Book 1, Appendix 4, AC 1.0.

**“Short Distances”** in Target Archery are: 18 m and 25 m.

**“Short Distances”** in AC Target Archery are: 18 m and 25 m and shot at 40 cm or 60 cm target faces.

**“TD”** Technical Delegate

**"Traditional"** Regarding archery, refers to bows with limbs and risers of which the recurve bows and longbows are typically representative.

**"Violation"** means a violation of these Rules.

**"WA"** World Archery.

**"World Archery Family"** is defined as:

- *World Archery members and their officers.*
- *World Archery officers, including Council, Honorary officers, Board of Justice and Ethics members.*
- *Permanent and Ad Hoc Committee members.*
- *World Archery Judges.*
- *World Archery Staff, including any person remunerated by World Archery.*
- *Any person accredited to a World Archery International Event.*
- *The candidate cities for the World Archery International Events.*
- *The Organising Committees of World Archery International Events.*

**"Youth Class"** Refers to the Age Classes U21 and younger (i.e., U21, U18, U15, U13, U10).

Rules of target Archery in Canada are consistent with the rules of World Archery except as noted on these pages.

---

## INTRODUCTION

This Book explains the rules that apply to classified Para athletes at all World Archery Para events. In Para World Ranking Events, World Para Championships and Continental Para Championships, each athlete must compete in the sport class determined by the classification for individual rounds, doubles, and mixed teams.

This Book also has appendices describing:

- Appendix 1: Archery Equipment Illustration
- Appendix 2: Adaptive Equipment list and description
- World Archery Para Archery Classification Rules and Regulations

## CHAPTER 28. DIVISIONS AND CLASSES

The following classes are recognised for Para athletes with Physical Impairment and athletes with Vision Impairment in the divisions:

### **28.1. Para Recurve** (for Para Archery Sport Class P.I.2 only)

Individual:

- Para Recurve Women
- Para Recurve Men
- Para Recurve U21 Women
- Para Recurve U21 Men

Doubles:

- Para Recurve Women Doubles
- Para Recurve Men Doubles
- Para Recurve U21 Women Doubles
- Para Recurve U21 Men Doubles

Mixed Team:

- Para Recurve Mixed Team
- Para Recurve U21 Mixed Team

### **28.2. Para Compound** (for Para Archery Sport Class P.I.2 only)

Individual:

- Para Compound Women
- Para Compound Men
- Para Compound U21 Women
- Para Compound U21 Men

Doubles:

- Para Compound Women Doubles
- Para Compound Men Doubles
- Para Compound U21 Women Doubles
- Para Compound U21 Men Doubles

Mixed Team:

- Para Compound Mixed Team

- Para Compound U21 Mixed Team

### **28.3. W1** (for Para Archery Sport Class P.I.1 only)

Individual:

- W1 Women
- W1 Men
- W1 U21 Women
- W1 U21 Men

Doubles:

- W1 Women Doubles
- W1 Men Doubles
- W1 U21 Women Doubles
- W1 U21 Men Doubles

Mixed team:

- W1 Mixed Team
- W1 U21 Mixed Team

### **28.4. Visually Impaired – VI** (for Para Archery Sport Classes: V.I.1 and V.I.2)

Individual:

- VI 1
- VI 2
- VI 1 U21
- VI 2 U21

There will be no distinction between men, women, compound, or recurve within either class.

### **28.5. Age Classes**

A Para athlete may participate in a U21 Class in tournaments when the competition takes place up to and in the year of the athlete's 20th birthday.

## CHAPTER 29. ROUNDS

### 29.1. Qualification Rounds

Para Archery Rounds can be shot at the following distances:

Distance	Indoor/Outdoor	Target Face	Divisions	Number of Arrows
18 m	Indoor & Outdoor	40 cm-R triple <sup>1</sup>	Para Recurve	60
		40 cm (10-ring) <sup>2</sup>	Para Recurve U21 and W1	60
		40 cm-C triple <sup>1</sup>	Para Compound and Para Compound U21	60
		60 cm (10-ring) <sup>3</sup>	W1 U21, VI and VI U21	60
30 m	Outdoor	80 cm (10 ring)	VI	72
50 m	Outdoor	80 cm (6-ring) <sup>4</sup>	Para Compound	72
		80 cm (10-ring)	W1	
70 m	Outdoor	122 cm	Para Recurve	72

<sup>1</sup> - For the Qualification Round at International Para Events, the triple 40 cm faces will be used. The use of single or triple faces in all other competitions is the choice of the organisers, who can allow the athletes in the same category to shoot on a different type of face.

<sup>2</sup> - The 4 cm 10-ring will be used for scoring purposes, even if a compound bow is used.

<sup>3</sup> - The 6 cm 10-ring will be used for scoring purposes, even if a compound bow is used.

<sup>4</sup> - For International Events, the 6-ring face is mandatory, except for W1. The use of single or 6-ring faces in all other competitions is the organisers' choice, who can allow the athletes in the same category to shoot on a different type of face.

### 29.2. Elimination and Finals Rounds

Division	Distance & Class	Match	Ends/Sets	Arrows per End	Target Face	Advance	Finals
Para Recurve	18 m - M/W	Individual	5 sets	3	40 cm-R triple <sup>1</sup>	32	8
		Mixed Team	4 sets	4	2 x 40 cm-R double <sup>1</sup>	16	4
		Doubles	4 sets	4	2 x 40 cm-R double <sup>1</sup>	16	4
Para Recurve U21 and W1	18 m - M/W	Individual	5 sets	3	40 cm	32	8
		Mixed Team	4 sets	4	2 x 40 cm	16	4
		Doubles	4 sets	4	2 x 40 cm	16	4
Para Compound and Para Compound U21	18 m - M/W	Individual	5 ends	3	40 cm-C triple <sup>1</sup>	32	8
		Mixed Team	4 ends	4	2 x 40 cm-C double <sup>1</sup>	16	4
		Doubles	4 ends	4	2 x 40 cm-C double <sup>1</sup>	16	4
VI, VI U21 & W1 U21	18 m	Individual	5 sets	3	60 cm	32	8
		Mixed Team	4 sets	4	60 cm	16	4
		Doubles	4 sets	4	60 cm	16	4
Para Recurve	70 m - M/W	Individual	5 sets	3	122 cm	104, 64	8
		Mixed Team	4 sets	4	122 cm	24, 16	4
		Doubles	4 sets	4	122 cm	24, 16	4
Para Compound	50 m - M/W	Individual	5 ends	3	80 cm 6-ring <sup>2</sup>	104, 64	8
		Mixed Team	4 ends	4	2 x 80 cm 6-ring <sup>2</sup>	24, 16	4
		Doubles	4 ends	4	2 x 80 cm 6-ring <sup>2</sup>	24, 16	4
W1	50 m - M/W	Individual	5 sets	3	80 cm	104, 64	8
		Mixed Team	4 sets	4	80 cm	24, 16	4
		Doubles	4 sets	4	80 cm	24, 16	4
VI	30 m - M/W	Individual	5 sets	3	80 cm	24, 16	4

<sup>1</sup> - For the Individual Rounds at International Para Events, the triple 40 cm faces will be used, and for the Mixed Team and Doubles, the double 40 cm will be used. The use of single or double/triple faces in all other competitions is the choice of the organisers, who can allow the athletes in the same class and division to shoot on a different type of face.

<sup>2</sup> - For International Events, the 6-ring face is mandatory, except for W1. The use of single or 6-ring faces in all other competitions is the organisers' choice, who can allow the athletes in the same category to shoot on a different type of face.

M/W - Men and Women Classes

- Matches are shot according to the pairings determined by the match play brackets, with a maximum of 8, 16, 24, 32, 64, or 104 athletes or teams. The position in the bracket will be determined by the ranking obtained in the qualification round and will follow the model set in [Book 2, Appendix 3](#).
  - *The Technical Delegate and the Organising Committee will make a joint decision on the number of individuals, teams, mixed teams or doubles that will enter the elimination round. This decision will be communicated to all registered Member Associations as soon as final registration has closed.*
- *A match with a bye is a match that does not take place because not enough athletes are entered for a round to provide opponents for each match of that round. The athlete or team with a bye advances to the next round.*
- *Eliminations are shot simultaneously, and final matches are shot alternating.*
- *Mixed Teams have two (2) athletes, one man and one woman, and Doubles have two (2) athletes of the same gender. Each team member shoots two (2) arrows.*
- *In the VI elimination round, target allocations will be arranged so that athletes do not have to move targets even if this means that their opponent is not on an adjacent target.*

### 29.3.

There may be 18 m Para Archery events. The competition can be shot Indoors or Outdoors.

Athletes compete in their age class as defined in [Article 28.5](#).

The distance of shooting will be 18 metres, and the target faces will be:

- *For the Para Recurve and Para Compound classes, the target faces will follow [Book 3, Article 7.2.2.1](#).*
- *For the Para Recurve U21 classes, 40 cm, 10 zones for qualification rounds and match play rounds.*
- *For the Para Compound U21 classes, a 40 cm triple for qualification rounds and for the match play rounds.*
- *For the W1 classes: 40 cm, 10 zones for qualification rounds and match play rounds. The 4 cm 10-ring will be used for scoring purposes, even if a compound bow is used.*
- *For the W1 U21 classes, 60 cm, 10 zones for qualification rounds and match play*

*rounds. The 4 cm, 10-ring will be used for scoring purposes, even if a compound bow is used.*

- *For the VI classes, 60 cm, 10 zones for qualification rounds and match play rounds. The 6 cm 10-ring will be used for scoring purposes, even if a compound bow is used.*

---

## CHAPTER 30. COMPETITIONS

### **30.1.**

- Paralympic Games.
- World Archery Para Championships.
- Para World Ranking Events.
- Continental Para Championships.

For the mentioned competitions, an athlete can compete in one class only. This applies to all classes for which the athlete is eligible.

## CHAPTER 31. TITLES AND RECORDS

### 31.1. World Para Championship Titles

#### 31.1.1.

World Archery Para Championships for the Para Recurve, Para Compound and W1 Divisions:

- Women World Champion
- Men World Champion
- Women's Doubles World Champion
- Men's Doubles World Champion
- Mixed Team World Champion

#### 31.1.2.

World Archery Para Championships for the VI Division:

- World Champion

### 31.2. Para World Records

#### 31.2.1.

There will be Para World Records.

##### 31.2.1.1.

*For U21 Women, U21 Men, Women, Men, in the Para Recurve, Para Compound, W1 and VI Divisions, as applicable:*

- *1440 Round (144 arrows)*
- *70m Round (72 arrows)*
- *Double 70 m Round (144 arrows)*
- *Para Compound 50 m Round (72 arrows)*
- *Para Compound Double 50 m Round (144 arrows)*
- *18 m (60 arrows)*
- *Individual Match Round (15 arrows)*
- *18 m Individual Match Round (15 arrows)*
- *World Records for the distances below may only be shot as part of the 1440 Round:*
  - *90 m (36 arrows)*
  - *70 m (36 arrows)*
  - *60 m (36 arrows)*

- 50 m (36 arrows)
- 30 m (36 arrows)
- *Doubles 70 m Round (2 X 72 arrows)*
- *Para Compound 50 m Doubles Round (2x72 arrows)*
- *Para Compound 50 m Doubles Match Round (16 arrows)*
- *Para Compound 50 m Mixed Team Round (16 arrows)*
- *Mixed Team 70 m Round (144 arrows)*
- *Mixed Team 50 m Round (144 arrows)*
- *Para Compound 18 m Doubles Round (16 arrows)*
- *Para Compound 18m Mixed Team Round (16 arrows)*

#### **31.2.1.2**

- When a VI2 athlete is shooting in VI1 under the conditions provided for in [Article 35.1.](#), the record will only be considered in VI2 category.

### **31.3. Procedures**

Everything else related to Records and Titles should be referred to in [Book 2, Chapter 5, Titles and Records.](#)

---

## Chapter 32. World Ranking List

A Para Archery world ranking list will be maintained.

## CHAPTER 33. VENUE

### **33.1.**

*The competition and practice venues will have all necessary equipment and suitable access conditions for wheelchair users as defined by IPC regulations and reviewed by the Para Archery Committee.*

### **33.2.**

*Access from the venue entrance to the waiting and shooting lines will be wheelchair accessible without assistance.*

### **33.3.**

*Two athletes will be placed on each target at Para Archery Events. Para athletes may stay on the shooting line at all times.*

[Interpretation: 2018-Jan-15: Para Archers at Abled Bodied Events](#)

### **33.4.**

*For all Para Archery Events, the ground will be marked as set out in [Book 2, Chapter 7 Field of Play Setup - Target Rounds](#), except:*

- *Each athlete will be allocated a minimum of 1.25 m.*
- *Lanes for individual events will be a minimum of 2.50 m.*
- *Lanes for doubles or mixed team events will be a minimum of 2.50 m.*

[Interpretation: 2018-Jan-15: Para Archers at Abled Bodied Events](#)

## CHAPTER 34. ATHLETES' EQUIPMENT

This article lays down the type of equipment athletes are permitted to use when shooting in Para Archery competitions. It is the athlete's responsibility to use equipment that complies with the rules. Any athlete found to be using equipment contravening World Archery Rules at any point during the tournament will have their scores disqualified. Described below are the specific regulations that apply to each Division, followed by the regulations that apply to all Divisions.

### 34.1. Para Recurve Division

For the Para Recurve Division, the following items are permitted:

#### 34.1.1. Bow

A bow of any type, provided it complies with the common meaning of the word "bow" as used in target archery, that is, an instrument consisting of a handle/riser and grip (no shoot-through type) and two flexible limbs, each ending in a tip with a string nock. The bow is braced for use by a single string attached directly between the two string nocks and, in operation, is held in one hand by its handle (grip) while the fingers of the other hand draw and release the string, unless authorised by a Classifier and indicated on the Athlete's Classification Card.

- *Multi-coloured bow risers and trademarks located on the inside of the upper and lower limbs or on the riser are permitted.*
- *Risers with a brace are permitted, provided the brace does not consistently touch any part of the athlete's body while at full draw and during aiming.*

[Interpretation: 2019 - 15 Aug - Bow Grip](#)

[Interpretation: 2023 - 15 December - Touching Bow](#)

[Interpretation: 2024 - 13 Nov - Use of Thumb](#)

#### 34.1.2. Bowstring

*A bowstring may be of multi-coloured strands and serving. It may have a centre serving to accommodate the drawing fingers and one or two nocking points, to which may be added serving(s) to fit the arrow nock as necessary and to locate the nocking points. At each end of the bowstring, there is a loop that is placed in the string nocks of the bow when braced. In addition, one attachment is permitted on the string to serve as a lip or nose mark. The end of the serving on the string will not end within the athlete's vision at full draw. The bowstring will not in any way assist aiming through the use of a peephole, marking, or any other means.*

[Interpretation: 2018 - 8 Dec - Nocking point](#)

[Interpretation: 2024 - 13 Nov - Use of Thumb](#)

### 34.1.3. Arrow Rest

An arrow rest is permitted.

- *It can be adjustable and have more than one vertical support.*
- *Any movable pressure button, pressure point or arrow plate may be used on the bow, provided they are not electric or electronic and do not offer any additional aid in aiming.*
- *The pressure point may be placed no further back than 4 cm towards the athlete from the pivot point of the grip.*

[Interpretation: 2016 - 16 Nov - Arrow Rest](#)

### 34.1.4. Draw Check

One draw check indicator, audible, tactile and/or visual may be used provided it is not electric or electronic.

[Interpretation: 2023 - 15 Dec - Draw Check Indicator - Visual and Audible](#)

### 34.1.5. Sight

A bow sight or similar device is permitted, but at no time may more than one such device be used.

- *It will not incorporate a prism, magnifying lens/lenses, or any magnifying device, level, electric or electronic devices.*
- *It will provide only one sighting point.*
- *The overall length of the sighting circle or point (hood, tunnel or tube, sighting pin or other corresponding extended component) will not exceed 2 cm in the athlete's line of vision. Long fibre optic pins must bend after 2 cm, with the opposite end of the fibre optic pin outside the athlete's line of vision.*
- *A sight attached to the bow may have windage and elevation adjustment and is subject to the following provisions:*
  - *A bow sight extension is permitted.*
  - *A scale and or tape with distance markings may be mounted on the sight as a guide for distance markings, but will not in any way offer any additional aid.*

### 34.1.6. Stabilisers

Stabilisers and vibration dampeners are permitted to be attached to the bow.

*They will not:*

- *serve as a string guide;*
- *consistently touch any part of the athlete's body while at full draw and during aiming;*

- *present any danger or obstruction to other athletes.*

#### **34.1.7. Arrows**

Arrows of any type may be used provided they comply with the common meaning of the word "arrow" as used in target archery, and do not cause undue damage to target faces or butts.

- *An arrow consists of a shaft with a tip (point), nock, fletching, and, if desired, cresting.*
- *The maximum diameter of arrow shafts will not exceed 9.3 mm. Arrow wraps will not be considered as part of this limitation, but will not extend further than 22 cm toward the arrow point when measured from the nock groove where the bowstring sits to the end of the wrap.*
- *The tips/points of the arrows will not exceed 9.4 mm in diameter.*
- *All arrows of every athlete will be marked with the athlete's name or initials on the shaft or the arrow wrap.*
- *All arrows used in any end will be identical in appearance and will carry the same pattern and colour(s) of fletching, nocks and cresting, if any.*
- *Tracer nocks (electrically/electronically lighted nocks) are not allowed.*

#### **34.1.8. Finger Protection**

Finger protection in the form of finger tape, shooting glove (wrist strap allowed), finger tab or a combination of finger protection to draw and release the bowstring is permitted, provided they do not incorporate any device that assists the athlete to draw and release the bowstring.

Finger protection may incorporate the following:

- *An anchor plate for anchoring.*
- *Thumb or finger rests for non-drawing fingers.*
- *Finger straps around fingers to secure finger protection to the hand.*
- *Finger separator between fingers to prevent pinching the arrow.*
- *Tab plate/s for securing tab materials/layers together.*
- *Plate extensions for consistent hand placement may be used.*
- *Finger protection may be made of any number of layers and materials.*
- *No part of the finger protection may extend around the hand between the thumb and fingers, beyond the wrist joint, or restrict wrist movement.*
- *On the bow hand, an ordinary glove, mitten or similar item may be worn but must not be attached to the grip of the bow.*

[Interpretation: 2021 - 15 Nov - Thumb Ring](#)

## **34.2. Para Compound Division**

In the Para Compound Division, the following equipment is described. All types of additional devices are permitted unless they are electric or electronic, compromise safety, or create unfair disturbance to other athletes.

[Interpretation: 2015 - 27 Jun - Anti-torque Hand Piece](#)

#### **34.2.1. Bow**

A compound bow, which may be of a shoot-through type riser, is one where the draw is mechanically varied by a system of pulleys or cams. The bow is braced for use by cables or bowstring(s) attached directly to the cams, the string nocks of the bow limbs, cables or by other means as may be applicable to the design. In operation, the bow is held in one hand by its handle (grip), while the fingers of the other hand draw and release the string, unless authorised by a Classifier and indicated on the Classification Card.

- *The peak draw weight must not exceed 60 lbs.*
- *A riser brace or split cables are permitted, provided they do not consistently touch any part of the athlete's body while at full draw and during aiming.*

[Interpretation: 2023 - 15 December - Touching Bow](#)

#### **34.2.2 Bowstring**

*A bowstring of any type, which may include:*

- *multiple servings to accommodate nocking points*
- *a lip mark (e.g., kisser button)*
- *a nose mark*
- *a peep-hole*
- *a peep-hole 'hold-in-line' device*
- *D-loop bowstring*
- *string silencers*
- *bowstring weights*

*Any other attachments are permitted.*

[Interpretation: 2021 - 30 Nov - Adjustable aperture peep sight](#)

#### **34.2.3. Arrow Rest**

*The arrow rest's pressure point, which can be adjusted, will be placed no further back than 6 cm towards the athlete from the pivot point of the grip.*

#### **34.2.4. Stabilisers**

*Any number of stabilisers are allowed, provided they do not:*

- *consistently touch any part of the athlete's body while at full draw and during*

*aiming.*

- *present any danger or obstruction to other athletes.*

#### **34.2.5. Draw Check**

Draw check indicators, audible, tactile and/or visual, may be used, provided they are not electric or electronic.

[Interpretation: 2023 - 15 Dec - Draw Check Indicator - Visual and Audible](#)

#### **34.2.6. Sight**

A bow sight attached to the bow:

- *Which may allow for windage and elevation adjustments and may also incorporate a levelling device, magnifying lenses, and/or prisms.*
- *The sight points may be a fibre optic and, if desired, illuminated by a chemical glow stick. The glow stick will be encased so as not to disturb other athletes.*
- *"Peep Elimination" sights can be used, provided they do not incorporate anything electric or electronic.*

[Interpretation: 2019 - 14 Aug - Compound Sight](#)

#### **34.2.7. Release**

*A release aid may be used, provided it is not permanently attached in any way to the bow. Any type of finger protection may be used.*

[Interpretation: 2024 - 13 Nov - Use of Thumb.](#)

#### **34.2.8. Arrows**

See [Article 34.1.7 Arrows.](#)

### **34.3. W1 Division**

*For the W1 Division, recurve or compound bows may be used. Equipment rules are the same as the Para Compound or Para Recurve Divisions, with the following exceptions:*

- *The peak draw weight of the bow is 45 lbs.*
- *No peep sights or magnifying scope sights are allowed.*
- *Only one lip or nose mark is allowed.*
- *A level device is not allowed.*
- *Release aids are permitted.*

## **34.4. VI Division**

### **34.4.1. Bow**

*For the VI Division, recurve or compound bows may be used. Equipment rules are the same as the Para Compound or Para Recurve Divisions, with the following exceptions:*

- *The peak draw weight of the compound bow is 45 lbs.*
- *The compound bow may be shot with either fingers or a release aid.*
- *A level device is not allowed.*

### **34.4.2. Tactile Sights**

*Athletes in VI Division will use a tactile sight, and no other sight will be permitted.*

*The size of the tactile sight may not exceed 2 cm in any direction and will only be in contact with the back of the athlete's hand, between the wrist and the base of the fingers. It can sit between the knuckles but not between the fingers.*

*The sighting device/stand must not represent an obstacle to other competitors.*

*The total width of the stand/foot locators will be no more than 80 cm.*

*The functional part of the foot locators in contact with the athlete will not protrude more than 6cm from the ground.*

*Once set up, the sighting device/stand may be left on the field until the end of the athlete's competition for that day and then removed.*

### **34.4.3. Blindfold**

*The athletes in VI1 sport class will wear blindfolds. The athletes in the VI2 sport class will not wear blindfolds.*

*A blindfold can be a sleep mask, wraparound glasses or goggles and will be checked by the judges during equipment inspection and may be re-checked at any time during the competition.*

*When at the competition venue, the blindfold will be worn at all times while on the field of play, including when setting up equipment, during practice and until the end of the athlete's competition for that day.*

## 34.5. ACCESSORIES FOR ALL DIVISIONS

### 34.5.1

*Accessories permitted for all Divisions are:*

- *arm guards*
- *chest protectors*
- *bow slings*
- *finger slings*
- *quivers (attached to the belt, hip or on the ground)*
- *Devices to raise a foot/feet or part thereof, attached or independent of the shoe, are permitted, provided they do not present an obstruction to other athletes at the shooting line/peg or protrude more than 2 cm past the footprint of the shoe.*
- *Wind indicators, non-electric or non-electronic, may be attached to the equipment (e.g., light ribbons). (**Para Recurve, Para Compound and W1 Divisions only**)*
- *Mobile devices, such as mobile phones, are permitted in front of the waiting line for running software that simply allows the athlete to plot arrow impacts on the target, as one would on printed paper used for the same purpose. They may also be used to photograph the athlete's arrows in the target and their scorecards.*
- *Electronic devices used to monitor physiological data, such as wrist-worn fitness trackers, smartwatches, and heart rate chest bands, are permitted. Data can be communicated electronically to the paired electronic device, provided the monitoring device on the athlete is not visually intrusive (e.g., no eye-tracking devices, no head-mounted EEG devices, etc.).*

[Interpretation: 2021 - 15 Nov - Fivics Elbow Device](#)

[Interpretation: 2023 - 15 September - Kinesio Tape](#)

### 34.5.2.

*Accessories not permitted for all Divisions are:*

- *Any electronic or electrical device that can be attached to the athlete's equipment.*
- *Use of any electronic voice communication device, headsets or noise reduction devices in front of the waiting line.*
- *For mobile devices, no software that aids in bow sight adjustments may be used anywhere on the archery field (which includes any space either in front of or behind the shooting line up to the spectator area).*

[Interpretation: 2021 - 15 Nov - Mantis Training Tool](#)

[Interpretation: 2023 - 15 April - Tablet Use as a Scope](#)

[Interpretation: 2019 - 30-Mar - Loop Hearing Aid](#)

[Interpretation: 2025 - Apr 08 - Noise Frequency Devices](#)

#### **34.5.2.1.**

*Athletes' equipment will not include camouflage patterns of any kind.*

[Interpretation: 2023 - 15 December - Camouflage](#)

#### **AC 34.5.2.1**

Archery Canada does not restrict the use of archers' camouflage-patterned equipment (other than clothing), such as bows, quivers, backpacks, etc.

### **34.6. Visual Aids**

Binoculars, scopes and other visual aids may be used for spotting arrows:

- *Provided they are not used for ranging or represent an obstruction to other athletes.*
- *The highest point of the scope will be below the armpit of the athlete(s) using it when at full draw.*
- *Prescription glasses, shooting spectacles and sunglasses may be used. None of these will be fitted with micro-hole lenses or similar devices, nor will they be marked in any way that can assist in aiming.*
- *Should the athlete need to cover the non-sighting eye and or glasses lens, film or tape may be used to obscure vision, or an eye patch may be used. . The type of coverage must not create a clear reference line.*

[Interpretation: 2019 - 19 Dec - Shooting Glasses](#)

### **34.7. Electronic Communication**

At the Paralympic Games, no electronic communication device is allowed on the competition field unless required by the Organising Committee.

[Interpretation: 2019 - 30-Mar - Loop Hearing Aid](#)

### **34.8. Adaptive Equipment**

Adaptive equipment is only allowed if permitted by classifiers and included on the athlete's classification card. Adaptive equipment is described in [Appendix 2 - Adaptive Equipment](#).

*Athletes must use only adaptive equipment that complies with and is in accordance with these Rules. Any adaptive equipment that judges or classifiers deem may give an athlete an unfair advantage or is not expressly permitted in these Rules is prohibited.*

### **34.9. Equipment Inspection**

On the day before the competition, the organisers will arrange, on or near the practice field, for the inspection by the judges of all the equipment, including adaptive equipment, spares and accessories that each athlete intends to use during the competition of Para World

Championships, Paralympic Games, other Games and other International Events. Athletes wishing to have their equipment inspected will present their equipment (including spares) to the judges for inspection on the day before the first competition day.

#### **34.9.1**

*Judges may request that the equipment be modified if found to be in violation of the equipment rules or the allowed adaptive equipment.*

[2018-May-20: Judge's Right to Require Equipment Disassembly](#)

#### **34.9.2**

*Classification cards will be presented during equipment inspection and kept available to the judges during the entire competition. Electronic versions are accepted.*

#### **34.9.3**

*Judges may conduct additional equipment inspections at any time during or at the conclusion of the competition, at their discretion.*

### **34.10. Equipment on the Final Field of Play**

- *Athletes can have two sets of bows, each with all accessories listed above, except telescopes.*
- *Officials can carry a belt pack with team accessories, as well as a pair of binoculars or a telescope.*

## CHAPTER 35. VISUALLY IMPAIRED – SPORT CLASSES AND SPOTTERS

### 35.1. Sport Classes

*There will be two sport classes for Visually Impaired athletes, VI1 and VI2.*

*If there are insufficient final entries in either or both sport classes, a single competition combining all VI athletes will proceed with all VI athletes wearing a blindfold, regardless of their respective sport class. Where there is only a single category for VI athletes, Member Associations may enter a maximum of 6 VI athletes regardless of their respective sport classes.*

### 35.2. Spotters

*A VI athlete is permitted to have a person acting as a spotter who must sit behind the athlete, 1 m behind the shooting line.*

#### 35.2.1.

*The spotter's role is to tell the athlete the position of the arrows in the target face and to inform them of any safety issues.*

#### 35.2.2.

*The spotter will not disturb the other athletes while giving coaching assistance.*

#### 35.2.3.

*When the athlete has finished shooting, the spotter will go behind the waiting line. The athlete may remain on the shooting line throughout the shooting time or return behind the waiting line at the athlete's discretion.*

#### 35.2.4.

*The spotter may only adjust the sight and/or set up equipment between practice and/or scoring ends. The spotter may guide the athlete to the target and back to the shooting line. The athlete may adjust the tactile sight at any time during the shooting.*

#### 35.2.5.

*The spotter will do the scoring for the athlete. Each athlete will sign their own score sheet.*

#### 35.2.6.

*The athlete and spotter will be recognisable as partners wearing the same uniform.*

**35.2.7.**

*During qualification and matches, a VI athlete may have a spotter or a coach, but not both.*

**35.3.**

*For all international tournaments and/or those tournaments registered with World Archery, no "assistant" or "support" animals will be permitted on the field of play.*

**AC 35.3.1**

Pets are not allowed on the field of play at Target Archery, Field Archery, and 3D Archery events.

**AC 35.3.2**

Service or support animals are allowed on the field of play with the following restrictions:

- The animal is secured and cannot interfere in the event; and
- The animal is not allowed in the shooting line / peg area while athletes are shooting.

## CHAPTER 36. SHOOTING AND CONDUCT

### 36.1.

Each athlete will shoot arrows in ends of three or six arrows unless specified differently.

[Interpretation: 2023 - 15 Jan - Failure to Shoot Arrows](#)

### 36.2

*Shooting on the competition field during byes, for individuals, will be limited to three arrows per end, the first three sets for Para Recurve, W1 and VI, and five ends for Para Compound. In the case of doubles or mixed teams, it will be limited to four arrows (2 arrows per athlete) per end, a maximum of three sets for Para Recurve, W1 and VI, and four ends for Para Compound. If more than the mentioned number of arrows are shot by an athlete or a team in an end after being warned by a judge, the athlete or team may be denied further practice on the competition field, but any such violation will not affect the next match.*

### 36.3.

Athletes may not raise the bow until the signal to start shooting is given.

### 36.4.

Except when specified on the classification card, athletes will shoot from a standing position and without support, with their heads aligned over the shooting line at full draw.

### 36.5.

Under no circumstances may an arrow be re-shot.

#### 36.5.1.

*An arrow may be considered not to have been shot if:*

- *The arrow falls from the bow or is mis-shot, and a part of the arrow shaft lies within the zone between the shooting line and the 3 m line, provided the arrow has not rebounded.*
- *The target face or butt blows over, and it is not possible for the judges to determine the score of the arrows shot. The judges will take whatever measures they deem necessary and allow adequate time for shooting the relevant number of arrows.*

### 36.6.

While an athlete is on the shooting line, the coach may give the athlete non-electronic coaching information, provided that this does not disturb the other athletes.

[Interpretation: 2019 - 30-Mar - Loop Hearing Aid](#)

**36.6.1.**

*In the Doubles or Mixed Team Event, the athletes and the coach may assist each other verbally, whether they are on the shooting line or not. During the shooting, the coach may only coach from the position decided by the LOC. Only one spotting scope will be allowed to be used by the athletes and the coach.*

**36.7.**

No athlete may touch another athlete's equipment without the latter's consent.

**36.8.**

Smoking, vaping, or using electronic cigarettes is not allowed on the field of play or the practice field.

**36.9.**

No athlete may draw their bow except when standing on the shooting line. When drawing back the string of the bow, the bow should always point towards their own target.

**36.10.**

No athlete will use any technique that, in the judges' opinion, if released, accidentally or otherwise, could allow the arrow to fly beyond a safety zone or safety arrangements.

## CHAPTER 37. ORDER OF SHOOTING AND TIMING CONTROL

### 37.1. Order of shooting

#### 37.1.1.

*In Para events, there is one shooting line with no more than 2 athletes per target.*

#### 37.1.2.

*Except for match play, the position on the shooting line will be by mutual agreement, provided that all athletes on that target butt inform a judge prior to the beginning of a distance.*

*If there is no agreement, the positions will be:*

- *athlete A will shoot on the left and B on the right.*

#### 37.1.3.

The position on the shooting line for individual and team matches will follow the match play chart. The athlete or team on the top line of each pair (of the chart) will shoot on the left-hand side of that match. The target allocation for each round of the competition is the choice of the organisers.

#### 37.1.4.

At World Para Championships and other International Competitions:

##### 37.1.4.1.

*In the Match Play Individual competition with alternate shooting:*

- *In the Finals Rounds, each athlete will shoot on a separate target butt and will not go to the target to score and collect the arrows. Each athlete will appoint an athlete's agent who will observe the scores recorded, mark the arrow holes, and withdraw the arrows. The arrows will be returned to the athlete at the completion of every end/set after the second end/set.*
- *The higher-placed athlete in the Qualification Round will decide the order of shooting in the first end/set. The athlete with the lower set point score for Para Recurve, W1 and VI, or lower cumulative score for Para Compound, will shoot first in the next end/set. If the athletes are tied, the athlete who shot first in the first end/set will shoot first in the next end/set or in the shoot-off.*

#### **37.1.4.2.**

*In the Doubles or Mixed Team competition (both teams shooting at the same time):*

- *The athletes in the team will shoot two arrows each in an order of their own choosing.*
- *Athletes may stay on the shooting line throughout the match. They will indicate that they have finished shooting by raising a hand above the head or by using other signals agreed upon with the judge if the athlete(s) cannot raise a hand.*
- *Athletes not shooting cannot remove their arrows from their quivers, or pick up an arrow from the ground if not using a quiver, until the athlete shooting gives the signal indicating the end of shooting.*
- *In Para Compound or W1 team matches, athletes will not hook their release aids on the string until the signal for shooting has been given. Once the signal for shooting has been given, the release aid of 1 athlete may be hooked either before or after the arrow is nocked on the string. At any moment, 2 release aids are allowed to be hooked at the same time. This restriction does not apply to Para athletes whose classification permits a mouth tab which is permanently attached to the string.*
- *Violations of the Team Event rules will be handled according to [Chapter 38 - Consequences of Breaking Rules](#).*

#### **37.1.4.3.**

*In the Doubles or Mixed Team competition Finals Rounds (alternating shooting):*

- *The higher-placed team in the Qualification Round will decide the order of shooting of the first end. The team with the lower set points score for Para Recurve, W1 or VI, or a lower cumulative score for Para Compound, will shoot first in the next end/set. If teams are tied, the team which started the match will shoot first.*
- *Each team has to alternate between their members after each shot so that each member has shot one arrow in each phase of the rotation.*
- *When both members of the doubles or mixed team have shot one arrow each and the last athlete has given the signal indicating the end of the shooting process, the clock of that team is stopped, displaying the time remaining.*
- *When the clock of the second team is started, the first athlete of that team may start the shooting process, hooking a release on the string or removing the arrow from the quiver or picking up the arrow from the ground.*
- *This is repeated until both teams have shot four arrows or their time has expired.*
- *In case of a shoot-off, the team that shot first in the match will start shooting the*

*shoot-off, and the alternation between the teams will take place after every shot.*

## **37.2. Timing**

### **37.2.1.**

*The total time allowed to shoot an end will be determined by the total number of arrows to shoot in the end.*

#### **37.2.1.1.**

*For all Para World Ranking Events and other national or international events in which the organisers announce beforehand, the following will apply:*

- *Twenty (20) seconds per arrow is the time allowed for all doubles and mixed team rounds, including shoot-offs.*
- *Thirty (30) seconds per arrow is the time allowed for individual alternate shooting, including shoot-offs.*
- *Forty (40) seconds per arrow is the time allowed for individual shooting during qualifications and Match Play Rounds, where alternate shooting does not apply, including shoot-offs.*

#### **37.2.2.**

*The time limit may be extended in exceptional circumstances.*

#### **37.2.3**

*Para athletes may stay on the shooting line.*

##### **37.2.3.1**

*When there is individual alternating shooting, Para athletes competing will stand on the shooting line upon the 10-second alerting signal. At the end of the 10 seconds, one sound signal will start the 30-second shooting period for the first athlete in the match. As soon as the first arrow is shot or the time runs out, the countdown clock for the opponent athlete is started to indicate the appropriate 30-second shooting period to shoot one arrow. The athletes of the match will continue to alternate their shots following the countdown clock visual signal until each athlete has shot the three arrows or the athlete is sure of the loss of the match. The losing athlete may then vacate the shooting line and congratulate the winner.*

*If the time runs out, a sound signal will indicate to the other athlete/team the start or the end of the end/set.*

#### **37.2.4**

*If shooting is suspended during an end for any reason, the time limit will be adjusted. The shooting time will be determined by the number of arrows not shot, including the 10-second signal.*

##### **37.2.4.1**

*In the individual events, 40 seconds per arrow (30 seconds when alternating) will be given.*

##### **37.2.4.2**

*In the doubles or mixed team event, if shooting is suspended and if the time remaining on the clock is more than the sum total of 20 seconds per arrow for the remaining unshot arrows by the team, as identified by the director of shooting or the judge, then shooting will resume from that time. Otherwise, the team will get 20 seconds per arrow for the remaining unshot arrows. In either case, shooting will resume from the shooting line.*

### **37.3. Visual and Acoustic Time Control**

#### **37.3.1.**

*When the shooting is controlled by lights (except in the Finals Round of the Match Play Rounds):*

*RED The director of shooting will give two sound signals for all the designated athletes to occupy the shooting line.*

*GREEN When the lights change to green 10 seconds later, the director of shooting will give one sound signal for shooting to begin.*

*YELLOW This warning signal will be given 30 seconds before the end of the time limit, except in the Finals Round, when the athletes shoot alternately.*

*RED This means the shooting time has finished, and three sound signals will be given for the scoring to begin.*

*Both systems (lights and clocks) must be synchronised. If there is a discrepancy, the digital clock takes precedence.*

#### **37.3.2.**

*Whenever the shooting line is clear, the appropriate signal for change or scoring will be given, unless the judges have been informed that there are athletes who have not shot all their arrows.*

### **37.3.3**

*In the case of an emergency, a series of not less than 5 sound signals will be given to signal that all shooting must cease. If shooting is suspended during an end for any reason, one sound signal will be given for shooting to continue.*

### **37.3.4.**

*If more than one match is held on the same field of play at the same time with alternating shooting, no sound signal may be given to indicate the start of each shooting period except for the start of the match.*

## **37.4. Procedures**

### **37.4.1. Equipment Failure and Medical**

*In the event (during the qualification round) of an equipment failure, verified by a judge, or a medical issue, verified by medical personnel, extra time may be given to make the necessary repairs, change the damaged equipment or for medical personnel to determine the problem and decide whether or not the athlete is fit to continue competing unassisted. However, the maximum time or number of ends for make-up arrows to be shot is approximately 15 minutes (following the regular order of shooting and timing), or two ends if shooting six arrow ends and three ends if shooting three arrow ends. The athlete will make up the appropriate number of arrows at the earliest opportunity under the supervision of a judge.*

*At Para world ranking events or other Para international events, including World, Continental, or Youth Championships, no extra time will be allowed for equipment failure or the treatment of medical problems, but the athlete concerned may leave the shooting line to resolve the issue and return to shoot any remaining arrow(s) if the time limit permits. In the Team Event, other members of the team may shoot in the meantime.*

### **37.4.2. Forfeits and Byes**

*The arrows of individual athletes or teams with byes or forfeited matches will not be scored. The athletes with byes will advance to the next round. Athletes with byes may practise on the practice field, an unused portion of the competition field, or at designated targets alongside the athletes who are shooting their matches, in accordance with [Book 3, Article 10.2.](#)*

*In match play rounds, a forfeited match is a match in which one of the two athletes/teams is not present when the order of shooting is decided or in which one athlete/team is not present at the start of the match (both athletes/teams shooting at the same time).*

*The athlete/team present when the order of shooting is decided or present at the designated*

*target at the start of the match will then be declared the winner of that match.*

[Interpretation: 2023 - 15 December - Forfeit in Matches](#)

### **37.4.3. Arriving late**

*An athlete arriving after shooting has started will forfeit the number of arrows already shot unless the chairperson of the Tournament Judges Commission or the chair's deputy is satisfied that the athlete was delayed by circumstances beyond the athlete's control. In this case, the athlete will be allowed to make up the lost arrows after the distance being shot is completed, but in no circumstances may that be more than 12 arrows.*

[Interpretation: 2023 - 15 December - Forfeit in Matches](#)

### **37.4.4. Team Substitutions**

*For match play, a double or a mixed team will consist of the highest-ranked two athletes from the Qualification Round. In case of a substitution, the team manager will notify the officially approved results verifier or the chairman of judges, in writing, at least fifteen minutes before the start of official practice of the first match of the match play stage for the event concerned. The substitute athlete must have competed in the Qualification Round. If a substitution is made, medals will only be awarded to the athletes who shot the Team Match Play Round. A violation of the foregoing will result in the disqualification of the team.*

## CHAPTER 38. SCORING

### 38.1. General Scoring

#### 38.1.1

*Each target will have two scorecards, one of which may be electronic. If there is a discrepancy in the arrow values between an electronic and a paper scorecard, the paper card will take precedence.*

#### 38.1.2.

*Scoring will take place after each end/set.*

#### 38.1.3.

*Scorers will enter onto the scorecards the value of each arrow in descending order as called out by the athlete to whom the arrows belong (or the athlete's agent). Other athletes on that target will check the value of each arrow called out and, in case of disagreement, call the assigned judge, who makes the final decision.*

#### 38.1.4. Set-play and Cumulative Scoring

*Para Recurve, W1 and VI will score using the set system. Para Compound will score using a cumulative score.*

*In the Match Play Round, when shooting simultaneously, the value of the arrow will be called by the athlete (or the athlete's agent). The opponent (or the opponent's agent) will check the value of each arrow and, in case of a disagreement, call the assigned judge who makes the final call.*

##### 38.1.4.1. Individual Set-play

- *In each set, the athlete with the highest score of that end obtains two set points. In case of a tied score, both athletes obtain one set point.*
- *As soon as an athlete reaches 6 set points, the athlete is declared the winner and advances to the next round.*

##### 38.1.4.2. Team Set-play

- *In each Doubles or Mixed Team set, the team with the highest score of that set obtains two set points. In case of a tied score, both teams obtain one set point.*
- *As soon as a team reaches 5 set points, this team is declared the winner and advances to the next round.*

### **38.1.4.3. Individual Cumulative Scoring**

- *In each end, the total scores are recorded.*
- *At the end of 5 ends, the athlete with the highest total is the winner.*

### **38.1.4.4. Team Cumulative Scoring**

- *In each end, the total scores are recorded.*
- *At the end of four ends, the team with the highest total is the winner.*

### **38.1.5**

*For alternating shooting, the value of the arrows will be noted down by the scorer in the order in which they are shot. These unofficial recorded values will be checked by the athlete's agent when the official scoring takes place at the target. To verify the scores, the target judge calls the arrow scores in descending order at the target, and the judge will sign any changed score.*

### **38.1.6**

*Athletes may delegate authority to score and collect their arrows to their Team Manager, coach, or to another athlete on their own target butt if they do not move up to the target butt themselves.*

## **38.2. Scoring Arrows**

An arrow will be scored according to the position of the shaft in the target face. If the shaft of an arrow touches two colours or any dividing lines between two scoring zones, that arrow will score the higher value of the two zones involved.

### **38.2.1**

*None of the arrows, the target face or butt, will be touched until the value of all the arrows on that butt has been recorded.*

### **38.2.2**

*If more than the required number of arrows should be found in the target butt or on the ground near the butt, or in the shooting lanes, only the lowest three (or four or six, as the case may be) in value will be scored.*

#### **38.2.2.1**

*For the Para Compound Doubles or Para Compound Mixed Team Match Round, arrows may be shot in any order, but if more than two arrows are shot into the same face, all arrows count as part of that end, but only the two lowest value arrows will score. The other arrow,*

*or arrows in the same face, will be scored as a miss or as misses. Any arrow missing the outermost blue 5-zone will be scored as a miss. Arrows whose values are turned into misses for the above-mentioned reason will still count as part of the end. If the total number of arrows shot by a team in one end is more than 4, the four lower values (including the misses) will be entered in the scorecard.*

#### **38.2.2.2**

*For 18 m events in which double or triple faces are used, arrows may be shot in any order, but if more than one arrow is shot into the same 40cm 5-ring face (spot), both (or all) arrows count as part of that end, but only the lowest value arrow will score. The other arrow, or arrows in the same spot, will be scored as a miss or as misses. Any arrow missing the outermost blue 6-zone will be scored as a miss. Arrows whose values are turned into misses for the above-mentioned reason will still count as part of the end. If the total number of arrows shot by an athlete in one end/set is more than three (3), the three lower values (including the misses) will be entered in the scorecard. If the total number of arrows shot by a team in one end/set is more than four (4), the four lower values (including the misses) will be entered in the scorecard.*

#### **38.2.2.3.**

*For Doubles/Mixed Team match play, if any member fails to shoot two arrows in a set/end, all such un-shot arrows will still form part of that set/end and will be scored as a miss (M). If the total number of arrows, including all un-shot arrows in any set/ end, exceeds four arrows, [Article 38.2.2.](#) will apply.*

#### **38.2.3.**

*If a fragment of a target face is missing, including the dividing line or where two colours meet, or if the dividing line is pushed aside by an arrow, then an imaginary circular line will be used for judging the value of any arrow that hits such a part.*

#### **38.2.4.**

*All arrow holes in the scoring zone will be suitably marked by the athletes or their agents every time the arrows are scored and drawn from the target face. The length of the lines will not exceed 5 mm.*

#### **38.2.5.**

*Arrows embedded in the butt and not showing on the face can only be scored by a judge.*

### **38.2.6.**

*An arrow hitting:*

- *another arrow in the nock and remaining embedded therein will score the same value as the arrow struck;*
- *another arrow and deflecting into the target face will score according to the position of the shaft in the target face;*
- *another arrow, and then rebounding, will score the value of the struck arrow, provided the damaged arrow can be identified;*
- *a target face other than an athlete's own target face will be considered part of that end and score as a miss;*
- *outside the outermost scoring zone of the target face, it will score as a miss.*

#### **38.2.6.1.**

*An arrow hitting the target butt and rebounding will score according to the mark it makes on the target face, provided that a mark can be identified. In the case of a hanging arrow, it will be scored where the point of the arrow/shaft is in the target face.*

*When a rebound or hanging arrow occurs:*

- *All athletes on that target butt will stop shooting but remain on the shooting line, calling a judge.*
- *When all athletes on the shooting line for that end have finished shooting their arrows or the time limit has expired, whichever is appropriate, the director of shooting will interrupt the shooting. The athlete or the agent with the rebound or hanging arrow will go to the target butt together with a judge, who will decide the point of impact of the rebound arrow or determine the value of the hanging arrow, note the value, remove the hanging arrow and mark the hole. The judge will later participate in scoring that end. The rebound or hanging arrow is to be left behind the target butt until the complete end has been scored. When the field is clear, the director of shooting will give the signal for those athletes on the target butt where the rebound or hanging arrow occurred to continue shooting.*
- *These athletes will complete their end of three or six arrows before general shooting or scoring is resumed.*

#### **38.2.6.2.**

*An arrow hitting the target butt and passing completely through the butt, provided that the judge is satisfied that the position of the arrow on the ground behind the target suggests that the arrow was actually a pass-through and that a hole through which the arrow could*

*have passed can be identified, will score according to the value of the hole identified by the judge.*

### **38.2.6.3**

*An arrow found on the ground in the shooting lane or behind the target butt, which has been claimed as a bouncer or pass-through, will, in the opinion of the judge(s), have first hit the target butt. If more than one unmarked hole is located in the scoring zone of the target face after a bouncer or pass-through has occurred, the value of the lowest scoring hole will be given to the athlete unless physical evidence indicates the correct score of the arrow.*

### **38.2.7.**

*In Match Play Rounds, arrows rebounding, passing through the butt or hanging from it will not stop the competition.*

### **38.2.8.**

*A miss will be recorded as "M" in the scorecard.*

## **38.3. Arrows Left Behind**

*Athletes and/or their agents are responsible for ensuring that, following scoring, no arrows are left in the target butts before any signal is given to continue shooting.*

### **38.3.1.**

*If arrows are accidentally left in the target butt, the shooting will not be interrupted. An athlete may shoot that end with other arrows, provided a judge is informed before shooting begins. The judge will participate in the scoring of that end, making sure that the arrows which have remained in the target butt from the previous end were entered in the athlete's scorecard before any arrows are withdrawn from the target butt.*

## **38.4. Scorecards**

Scorecards must be signed by the scorer and the athlete, indicating that the athlete agrees with the value of each arrow, the total, the number of 10s and the number of Xs (or 9s for short distance events). If the scorer is participating in the shooting, the scorecard will be signed by another athlete on the same target butt.

### **38.4.1.**

*Athletes are ultimately responsible for their portion of the scorecards.*

*Each target will have two scorecards, one of which may be electronic.*

*If there is a discrepancy in the arrow values:*

- *between two paper scorecards, the lower value will take precedence;*
- *between an electronic and a paper scorecard, the paper card will take precedence.*

*If there is a discrepancy between the total of the two scorecards, where:*

- *two paper scorecards are used; the lower total score will be used for the final result.*
  - *If the lower scorecard total is lower than the actual total, the lower total will be used.*
- *one paper scorecard and one electronic scorecard are used. The total of the electronic scorecard will be used for the total score, 10s and Xs on the following conditions:*
  - *A total score has been entered on the paper scorecard, so verification is possible.*
  - *If no 10s and Xs (9s for 18 m events) are entered on the manual scorecard, no 10s and Xs (9s for 18 m events) will be registered.*

*If there is a discrepancy between the total on the scorecards and the actual total when two paper scorecards are used, where:*

- *the scorecard total is lower than the actual total, the lower total will be used;*
- *the scorecard total is higher than the actual total, the actual total will be used.*

*Athletes/Teams/Mixed Teams will be disqualified when submitting the final scorecard:*

- *a paper scorecard is not submitted along with the electronic scorecard when both are being used;*
- *no signature is present on the paper scorecard;*
- *no total score is present in the paper scorecard.*
- *If an athlete is disqualified during the qualification round, they are not eligible to participate in the team or mixed round.*
- *If an athlete is disqualified from individual matchplay, that athlete will still be eligible to participate in the team/mixed team matchplay.*

*The organisers or officials are not required to do so, but they may have a process for verifying the accuracy of any submitted scorecard. In case an error or omission is found, such as a missing signature or a total, the technical delegate or the results manager may ask the concerned athlete/team to correct the error or omission before the next stage of the competition.*

### **38.5. Ties**

In the event of a tied score, the ranking of the qualification round results will be determined in the following order.

### **38.5.1.**

Except for those ties as set out in [Article 38.5.2.](#), tied scores in all rounds are ranked using:

- *Individuals and Teams:*
  - *Long distances:*
    - *The greatest number of Xs (inner 10s).*
    - *If still tied, the greatest number of 10s.*
  - *Short distances:*
    - *The greatest number of 10s.*
    - *If still tied, the greatest number of 9s.*
  - *After this, athletes still tied will be declared equal. However, for the position in the match play chart, a disk toss will decide the position of those declared equal.*

### **38.5.2.**

For ties deciding the entrance to the Elimination Rounds, in Matches, or entrance to the top 8 at events using [Book 2, Appendix 3, Image 1: Match Play Chart 104 athletes, byes are permitted](#), or [Book 2, Appendix 3, Image 2: Match Play Chart 64, 32 or 16 athletes, byes are permitted](#), there will be shoot-offs to break the ties. The system of Xs/10s and 10s/9s will not be used.

#### **38.5.2.1.**

*Ties deciding the entrance to the Elimination Round will be broken on the distance shot last, as soon as the results of the Qualification Round have been made official.*

##### **38.5.2.1.1.**

*The target set-up for the shoot-offs at long distances will be as follows:*

- *For individuals, there will be one athlete per target butt on neutral target butts in the middle of the field. For Para Compound, only one 80 cm six-ring target face will be placed in the middle of the target butt. For VI, the athletes shoot at the same position they shot the qualification round.*
- *For each team, the following setup will be used on neutral target butts in the middle of the field:*
  - *For Para Recurve or W1, there will be one target butt with one single target face.*
  - *For Para Compound Mixed Team or Doubles, two 80 cm six-ring target faces*

*with horizontal set-up.*

- *When multiple centres are used, the team will need to shoot one arrow per centre, with each team member free to decide which centre they will shoot at.*
- *All athletes from all the teams will shoot simultaneously.*
- *If still tied, successive two-arrow shoot-offs will be conducted until the tie is resolved.*

#### **38.5.2.1.2.**

*The target set-up for the shoot-off at 18 metres will be as follows:*

- *For individuals, the shoot-off should take place on the same target face type on which the athletes involved have shot in the Qualification Round.*
- *For individuals, there will be one athlete per target butt on neutral target butts in the middle of the field, with the target face in the middle of the butt. If space is limited, then there may be two athletes per butt, with one target face for each athlete positioned left and right on the butt.*
- *For individuals, if triple faces are used, the athlete will shoot on the middle face. If a triangular setup is used, the athlete will shoot on the upper face.*
- *For the doubles or mixed team shoot-off, there will be one butt per team. For a vertical double face, it will be turned horizontally. Each team member will decide at which centre the athlete shoots (one arrow per centre).*

#### **38.5.2.2.**

*Individuals:*

- *A single arrow shoot-off for score.*
- *If the score is the same, the arrow closest to the centre of the target face will resolve the tie. If the distance is the same, successive single arrow shoot-offs will be conducted until the tie is resolved.*
- *If both athletes miss the scoring area of the target, both athletes will shoot an additional arrow.*

#### **38.5.2.3.**

*Teams:*

- *A two-arrow for Doubles or Mixed Team shoot-off for score, a single arrow by each team member.*
- *If the score is tied, the team with the arrow closest to the centre will win.*

- *If still tied, the second arrow closest to the centre will determine the winner.*
- *If the tie cannot be resolved, successive shoot-offs will be conducted until the tie is resolved.*

**38.5.2.4.**

*Until official information about shoot-offs is given, athletes will remain on the competition field. An athlete/team that is not present when the official results are announced will forfeit the shoot-off.*

**38.6. Ranking**

*At the completion of the event, all athletes/doubles/mixed teams will be individually ranked. The qualification scores will be considered for the athletes/teams who do not qualify for the elimination rounds. The one-arrow average (rounded up to the third decimal) on the round they lost will be used to rank athletes.*

## CHAPTER 39. CONSEQUENCES OF BREAKING RULES

Below is a summary of the penalties or sanctions applied to athletes or officials when rules are broken. A sanction against an athlete will automatically be applied to his/her coach or official, when applicable.

### 39.1. Eligibility

- An athlete found guilty of breaking any eligibility rule may be disqualified from the competition and, if so, will lose any position the athlete may have gained.
- An athlete is not eligible to compete in the World Para Championships if the athlete's Member Association does not meet the requirements laid down in [Book 2, Article 3.6. Entries](#).
- An athlete found competing in a class laid down in [Article 28](#), in which the athlete does not fulfil the requirements, will be disqualified from the competition and lose any position gained.

#### AC 13.1.1

*AC Note:* reference rules for eligibility in Book 1, Chapter 2

### 39.2. Doping and Alcohol

- An athlete found to have committed an Anti-Doping Rules violation will be subject to sanctions as laid down in [Book 7 Anti-Doping Rules](#).
- *An athlete with a positive alcohol test will be disqualified, and the case will be forwarded to the Board of Justice and Ethics for further sanctions.*
  - *Consequences are:*
    - *Disqualification of the Event.*
    - *1 year of ineligibility for the first offence.*
    - *4 years of ineligibility for the second offence.*
    - *Life ban for the third offence.*

#### AC 39.2

All accredited persons, officials, and tournament volunteers will refrain from carrying, consuming, using, or being under the influence of intoxicating substances (e.g. alcohol, cannabinoids, opioids) while being on the field of play, practice range(s), and other designated areas. Breaches of this rule and any applicable penalties will be governed by the processes described in Book 2, AC 3.12.11 Competition Panel. Consideration will be made for individuals with medical use exemptions.

### 39.3. Losing the Score of an Arrow

- *An arrow shot before the start signal, after the stop signal, or out of sequence in alternating shooting will cause the athlete or team to lose the highest-scoring arrow of that end, which will be scored as a miss.*

- *In a team match, if any of the team's athletes shoots an arrow before or after the relevant signal to start or finish the time period, that arrow will count as part of that end and cause the team to lose the highest-scoring arrow of that end, which will be scored as a miss.*
- *If an athlete, while drawing the bow with an arrow on the competition field after the director of shooting has officially closed the practice session (which is after the pulling of the practice arrows), before the shooting starts, or during the breaks between distances or rounds and releases the arrow, intentionally or otherwise, this will cause the athlete to lose the highest scoring arrow of the next scoring end.*
- *When double or triple faces are used, and more than one arrow is shot into the same scoring area, both (or all) arrows count as part of that end, but only the lowest-value arrow will score.*
- *If a team member shoots more than the required number of arrows in alternating shooting before returning behind the 1 m line, the team will lose the highest-scoring arrow of that end.*
- *For the Doubles Compound Match or Mixed Team Round, if more than two arrows are shot into the same scoring area, only the two lowest value arrows shall score. The other arrow, or arrows, in the same scoring area shall be scored as a miss, or as misses.*

The scorer will enter the values of all arrows of that end, but the highest-scoring arrow will be forfeited. This entry on the scorecard will be initialled by a judge assigned to the target.

[Interpretation: 2015-Mar-26: Team Round Shooting Out of Sequence](#)

#### **39.4. Warnings**

*Athletes may receive one warning for the following. After being warned, those who continue breaking the rules or who do not follow the decisions and directives of the assigned judges will be disqualified.*

- *No athlete may touch the equipment of another without the latter's consent.*
- *No athlete may draw a bow, with or without an arrow, except when standing on the shooting line.*
- *Athletes or teams repeatedly found shooting more than the permitted number of arrows per end.*
- *An athlete may not raise the bow arm until the signal is given to start.*
- *If an athlete repeatedly withdraws arrows from the target before they are scored.*
- *Athletes repeatedly touching arrows or the target face before or during scoring the arrow values.*
- *Smoking, vaping, or using electronic cigarettes is not allowed on the field of play or*

*the practice field.*

#### **AC 39.4**

In addition to the above, athletes may receive one warning for the following. After being warned, those who continue breaking the rules or who do not follow the decisions and directives of the assigned will be disqualified:

- Smoking, vaping, or using electronic cigarettes is not allowed on the field of play, practice field, or other areas identified in AC 10.8.1.

### **39.5. Disqualification**

*Athletes found to have broken the following rules when scoring has commenced will receive no warning. They will be disqualified and will lose any position gained.*

- *Any athlete found to be using equipment contravening World Archery Rules.*
- *An athlete who is proven to have knowingly broken any rules and regulations may be declared ineligible to participate in the competition.*
- *An athlete who, after being told to correct their drawing technique, persists in using a dangerous technique.*
- *Anyone who alters a score without authorisation, falsifies a score, or knowingly has a score altered or falsified.*
- *Unsportsmanlike conduct from any athlete or any person deemed to be assisting the athlete. Unsportsmanlike conduct will not be tolerated.*

#### **AC 39.5.1**

Additionally:

Unsportsmanlike conduct or other Code of Conduct (the “Code”) violations will not be tolerated. Such conduct by an athlete, coach, or anyone deemed to be assisting an athlete that is reported to or observed by competitions officials will be addressed as outlined in Book 2, AC 3.12.11 Competition Panel.

*AC Note:* For more information on what is considered unsportsmanlike conduct in Canada, see Book 1, Appendix 2 – Archery Canada Code of Conduct and Ethics and the [Canadian Universal Code of Conduct to Prevent and Address Maltreatment in Sport \(UCCMS\)](#).

### **39.6. Team Round Time penalties**

#### **39.6.1.**

*The judge will raise the yellow card if a member of the team shoots an arrow and does not show the proper signal indicating the end of the shooting process, while the following athlete starts their shooting process by:*

- *Removing the arrow fully from the quiver.*
- *If an archer is not using a quiver, then they pick up the arrow from the ground to shoot.*
- *Hooking the release on the string (Para Compound or W1), provided the release aid*

*system is not permanently fixed on the string.*

*This card indicates that the athlete finishing the shooting process must give the proper signal, and the second athlete must start over only after that, unhooking the release, returning the arrow to the quiver or not using this arrow.*

[Interpretation: 2020 - 17 Jul - Judges and Yellow Card](#)

**39.6.2.**

*If a team member removes an arrow from the quiver, picks an arrow from the ground or hooks a release on the string before the green light and stays like that when the shooting time starts, the judge will raise the yellow card. This card indicates that this athlete will have to start over the shooting process, unhooking the release, returning the arrow to the quiver or not using this arrow.*

[Interpretation: 2020 - 17 Jul - Judges and Yellow Card](#)

**39.6.3.**

*If the team does not act upon the yellow card and the athlete shoots the arrow, the team will lose the highest-scoring arrow for that end.*

## CHAPTER 40. PRACTICE

### 40.1.

At events, practice may take place on the tournament range.

#### 40.1.1.

*Practice will consist of 3 ends of practice. Practice ends with the pulling of the practice arrows. The practice targets will be set up at the first distance to be shot by each class.*

*When shooting the Elimination Round and Finals Round, the organisers may decide on the length of the practice period, considering the schedule for each day.*

*At non World Archery sanctioned events, the number of practice ends may be adjusted if the tournament organisers have published the information in advance.*

#### 40.1.1.1.

*Other practice facilities may be made available to athletes before the beginning of the competition.*

#### 40.1.2.

*For Match Play Rounds, a practice field will be made available where athletes still in the competition may practise during the Elimination and Finals Rounds. The organising committee is not required to provide practice facilities to athletes who have been eliminated.*

### 40.2.

*A director of shooting will oversee the official practice field at all times. The director of shooting will give the appropriate signals to start and stop shooting and move forward to collect arrows. No athlete may shoot after the stop-shooting signal is given. Athletes contravening this rule may be banned from the practice session.*

#### **AC 40.2**

Article 40.2 also applies to all AC registered events.

### 40.3.

*Any change in the distance at which targets are set will require the prior permission of the director of shooting, who may ask athletes or agents to assist in moving and rearranging targets if necessary.*

#### **AC 40.3**

Article 40.3 also applies to all AC registered events.

---

## CHAPTER 41. QUESTIONS AND DISPUTES

### **41.1.**

Any athlete or agent on the target butt will refer any questions about the value of an arrow in the target face to a judge before any arrows are drawn.

#### **41.1.1.**

*A mistake on the scorecard may be corrected before the arrows are drawn, provided that all the athletes or agents on the target agree on the correction. The correction will be witnessed and initialled by all the athletes/agents on the target. Any other disputes concerning entries on a scorecard will be referred to a judge.*

#### **41.1.2.**

*Should range equipment be defective or a target face become unreasonably worn or otherwise damaged, an athlete, agent or team manager may request the judges to have the defective item replaced or remedied.*

### **41.2.**

Questions concerning the conduct of the shooting or the conduct of an athlete or an agent must be referred to a judge before the next stage of the competition.

#### **41.2.1.**

*Questions regarding any published results will be addressed with the judges without any undue delay and, in any event, will be addressed in time to allow corrections to be made before the prize giving.*

## CHAPTER 42. TEAM OFFICIALS

### 42.1.

At International Events, each team taking part will be represented by a Team Manager who may or may not be participating in the event.

#### 42.1.1.

*The Team Manager will:*

- *contact the organisers as soon as possible on arrival;*
- *attend the team managers' meetings called by the organisers, the judges, or the Jury of Appeal;*
- *accompany the team at the equipment inspection;*
- *approach, whenever necessary, organisers, judges, chief classifiers or Jury of Appeal on behalf of the team athletes;*
- *generally, represent the team in all matters pertaining to the event.*

#### 42.1.2.

*A Team Manager may be helped by other team officials (such as coaches, physiotherapists, psychologists, etc.). There may not be more than one team official on the field of play for each athlete competing at the time. However, the maximum number of team officials on the field of play at the same time is four. This may be increased by one official per category if the Member Association has athletes competing in three or more categories at the same time.*

##### 42.1.2.1

*Spotters for the VI are not counted in the maximum number of team officials on the field of play.*

##### 42.1.2.2

*Assistants, when allowed in the athlete's classification cards, may be added to the official's maximum number when authorised by the Technical Delegate or the Event Director.*

#### 42.1.3.

*The team official, unless competing, can only be in the designated areas of the field of play as follows:*

- *If an official's area has been designated on the Finals field of play, only one team official per athlete/team can be on the field of play and only in the official's area during shooting.*

- *In all other cases, the team officials can only be behind the equipment line unless they are representing the athlete at the target.*

---

## CHAPTER 43. APPEALS

### 43.1.

If an athlete is not satisfied with a ruling given by the judges, the athlete may, through their Team Manager, appeal to the Jury of Appeal according to [Book 2, Article 3.12. Jury of Appeal](#). Trophies or prizes that may be affected by a dispute will not be awarded until the Jury's ruling has been given.

### 43.2.

*The judge's decision on the value of an arrow before it is withdrawn from the target face is final and cannot be appealed.*

### 43.3.

*The decision made by a judge in the team round event concerning the use of the yellow card to signal the violations described in [Article 39.6](#) is final and cannot be appealed.*

## CHAPTER 44. DRESS REGULATIONS

### 44.1. Definitions

Paralympic Games, World Para Championships and Para World Ranking Events are majestic occasions, honoured by the attendance of many dignitaries. All athletes, Team Managers and Officials participating in the Opening and Closing Ceremonies should be dressed in the uniform of their respective Member Associations.

#### 44.1.1.

*During the Paralympic Games, World Para Championships and Para World Ranking Events, athletes and team officials will wear sports clothing on the field of play.*

- *All members of one team, by category, will be dressed in the same team uniform. The teams of one country may wear different designs and colours of uniforms. Team officials may wear a different style but should wear the same colours and be easily identified as the official of their team.*
- *Athletes will wear trousers, shorts, dresses, skirts or divided skirts of their choice. However, this legwear may not be shorter than the athlete's fingertips when the arms and fingers are extended at the athlete's side when standing. For athletes that shoot on a sitting position, the length of the legwear must cover at least 2 thirds of the length of the thigh.*
- *They will wear long or short-sleeved shirts, blouses or tops. However, the upper body clothing must be fixed over each shoulder, covering the front and back of the body while still covering the midriff when the athlete is at full draw.*
- *No denim or jeans, regardless of colour, camouflage clothes and equipment may be worn, nor oversized or baggy pants or shorts.*
- *During the Team and Mixed Team match play competition, the same colour and style shirt/blouse/top and the same colour pants/shorts/skirts will be worn.*
- *Due to weather conditions, protective clothing such as sweaters, track-suits, raingear, etc., may be worn following approval by the event's Technical Delegate or, in the Technical Delegate's absence, the chairperson of the Tournament Judge Commission.*
- *Headwear is optional.*
- *During finals with TV coverage, undershirts, compression shirts, or sleeves may be used on condition that they match the predominant colour of the team shirt or are white (they might include design, names or markings, but the predominant colour should be white).*

- *During the World Archery Para Events, each athlete or team shall register at least two different uniform tops during the official equipment inspection for use at all Finals Venue elimination matches. The registered tops must be of clearly distinguishable colours of designs to ensure adequate visual contrast for spectators, media and broadcast production.*
  - *The choice of the uniform shall be coordinated by the Team Manager or acting Team Manager/coach and confirmed by the Line Judge or the designated Technical Officer before each match, with the higher seeded athlete or team having first choice.*
  - *In exceptional circumstances (uniform damage, loss or logistic delays), the Technical Delegate may authorise use of a less visually distinguishable uniform. Failure to register two uniforms shall result in an official warning.*

[Interpretation: 2023 - 15 November - Sport Leggings](#)

[Interpretation: 2023 - 15 December - Camouflage](#)

#### **44.1.2.**

*Sports shoes will be worn by all athletes and officials except for disabled athletes, when included in their classification card. Sports shoes may be of different styles, but they will cover the entire foot. Orthopaedic shoes may be used as well.*

[Interpretation: 2010 - 2 Mar - Sport Shoes Definition](#)

#### **44.1.3.**

*Athlete numbers are to be prominently displayed on the athlete's quiver or thigh and always visible from behind the shooting line.*

#### **44.1.4.**

*At the Paralympic Games, World Para Championships, and other Para World Ranking Events, all athletes will have their name across the back on the shoulder area in combination with the name of their country (or three-letter acronym). The name across the back of the uniform must entirely or partially match the name printed on the athlete's accreditation card. Team officials will have their country's name on the back of their shirts. The name and function of the team official are optional.*

#### **44.1.5.**

*Athletes and team officials will conform to the dress regulations during the Official Practice.*

## 44.2. Advertising

No advertising of any kind will appear on an athlete's gear (including wheelchair, stool or other adaptive equipment) or clothing worn at any time during the tournament except as specified in the eligibility rules. In addition to the eligibility rules, there is an option of having World Archery sponsors.

## AC 44 DRESS REGULATIONS - CANADA

### AC 44.0

The following Archery Canada Dress regulations apply to the following individuals when on the competition field of play, on courses or in practice areas: athletes, coaches, managers, credentialed media, team officials, tournament officials, and archer agents/chaperones.

### AC 44.1 GENERAL Dress Regulations

#### AC 44.1.1

Participants must be neat in appearance with respect to personal grooming and clothing (excessively baggy, torn, ripped, or heavily soiled clothing articles are not allowed).

#### AC 44.1.2

Clothing which bears wording, insignias, innuendo or images determined to be offensive, inappropriate, or disrespectful to Archery Canada and its sponsors is not allowed. All hate symbols and hate speech on clothing, personal effects and your person is strictly prohibited, whether worn on the person or not.

#### AC 44.1.3

Footwear will be worn by all athletes and officials except for para athletes, when included in their classification card. Shoes will cover the entire foot. Sandals and open-toed footwear are not permitted by anyone on the competition field of play, on courses or in practice areas. Exceptions due to an injury or temporary disability may be pre-approved by the Technical Delegate or Chair of Judges (COJ).

#### AC 44.1.4

The Technical Delegate (or in events covered under AC 18.3, Archery Canada staff), in conjunction with the COJ or their designee, will be responsible for enforcing the dress code and will make any decisions in connection with the appropriateness of dress or appearance, including modifications due to weather conditions, protective clothing such as sweaters, raingear, etc.

#### AC 44.1.5

Athlete numbers are to be prominently displayed on the athlete's quiver or thigh and be visible from behind the shooting line or stakes at all times while shooting is in progress.

### AC 44.2 SPECIFIC EVENTS

Specific dress regulations and/or guidelines may be published for general or specific events.

### AC 44.3 ARCHERY CANADA ORGANIZED EVENTS

The following regulations are enforced at all National Events of Archery Canada (Indoor and Outdoor 3D, Field and Target Championships, Trials, and Cups) and may be adopted at the discretion of tournament organizers for all other events:

#### AC 44.3.1

Athletes will wear trousers, shorts, dresses, skirts or divided skirts of their choice of a solid colour. However, this legwear may not be shorter than the athlete's fingertips when the arms and fingers are extended at the athlete's side.

- Denim or jeans **may** be worn for the Field Championships, the Outdoor and Indoor 3D Championships, and the Regional Indoor Championships.

- Denim or jeans, regardless of colour, **may not** be worn for Canada Cup East, Canada Cup West, Outdoor Target Championships, or Team Trial events.
- Leggings (tight fitting/yoga-type stretch pants) are allowed but may not be transparent/translucent above the knee.

*AC Note:* camouflage, plaid, or other patterned legwear are not a solid colour and do not meet the dress code requirements.

#### AC INTERPRETATION: USE OF CAMOUFLAGE CLOTHING

##### **AC 44.3.2**

Men's and women's shirts/tops must have sleeves and must completely cover the front, back and sides of the body, and cover the midriff when at full draw. The following shirts/tops are allowed:

- National, Provincial or Club team uniforms;
- Archery Equipment or other Archery related supplier tops (Branded merchandise);
- Shirts that are conventional in style and appearance, with the only text or images allowed being the normal manufacturer trademarks.

##### **AC 44.3.3 Team Matches**

In addition to AC 18.3.1 and AC 18.3.2, during the Team and Mixed Team match play competition, clothing is not required to be the same. Official club, provincial/territorial team or matching colour shirt/blouse/top are permitted and encouraged.

##### **AC 44.4 NON-COMPLIANCE**

Athletes who do not meet the Dress Regulations will be advised of the manner in which they are not in compliance and provided an opportunity to change. If they are unable to be in compliance, they will not be allowed to compete.

In Archery Canada's organized Events, should there be a violation of these rules subsequent to being advised by officials, such violation is subject to disciplinary action pursuant to Archery Canada's Disciplinary and Complaints Policy.

## CHAPTER 45. PARA ARCHERY CLASSIFICATION

*The Classification of Athletes is the core of Para Archery and is based on the definition of classification set out by the International Paralympic Committee (IPC). Prospective Para athletes are assessed by international classifiers who allocate the athletes in the appropriate sports class recognised by World Archery and which is determined solely on the extent to which at the Athlete's Eligible Impairment(s) impact(s) their ability to execute the specific tasks and activities fundamental to Para Archery.*

### **45.1. Classification Process**

*The Classification Process is regulated according to the World Archery Para Archery Classification Rules and Regulations book.*

#### **AC 45.1**

The National Classification Process is regulated according to the classification process described on the Archery Canada [website](#).

#### **45.1.1.**

*The World Archery Para Archery Classification Rules and Regulations book and all its appendices are part of the Para Archery Rule Book 5 and have bylaw status.*

### **45.2. Classification cards**

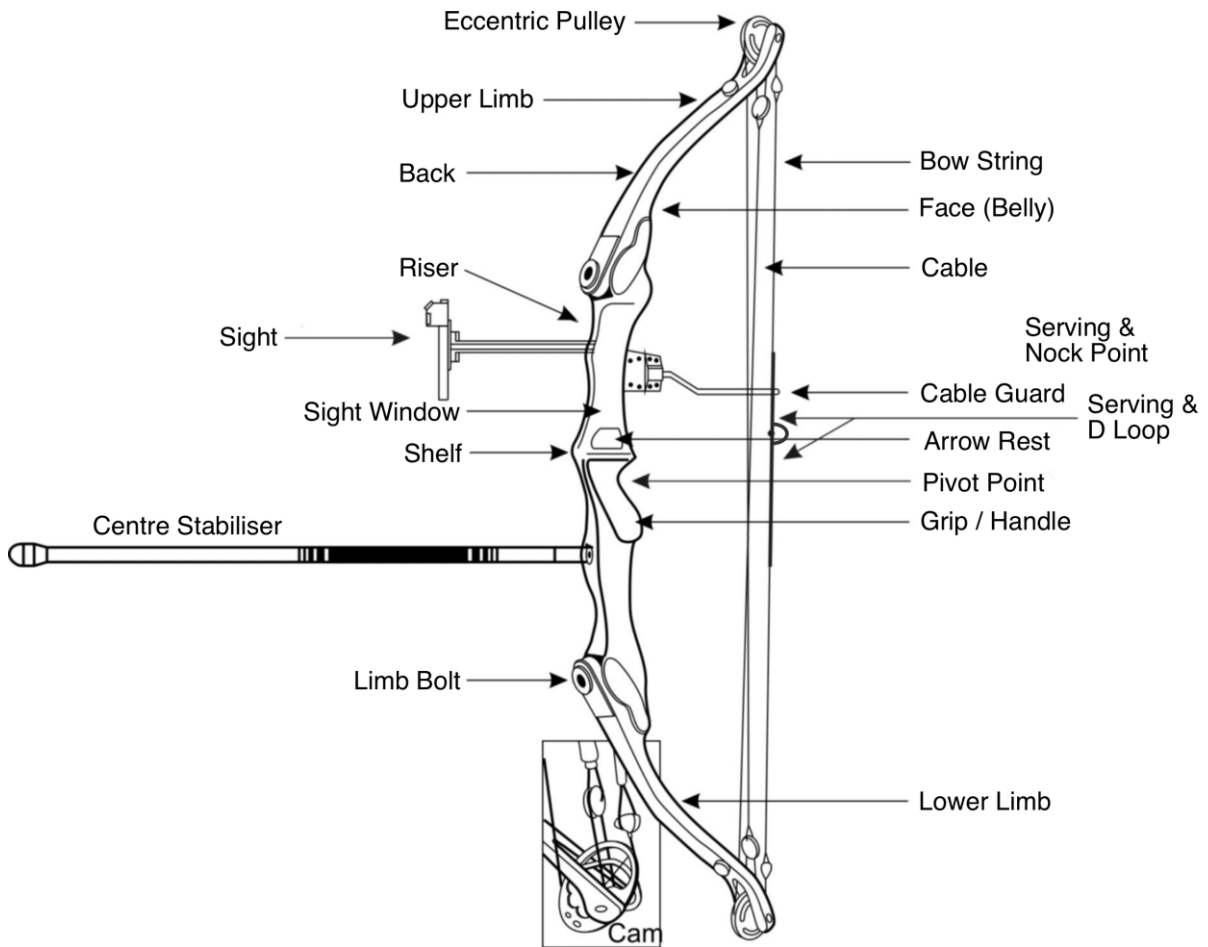
#### **45.2.1.**

*All Para athletes are required to have a valid international classification card which will be shown to the judges at equipment inspection. This enables judges to check any adaptive equipment when checking the athlete's other equipment. Athletes without a classification are not permitted to compete in a Sport Class for Para Archery.*

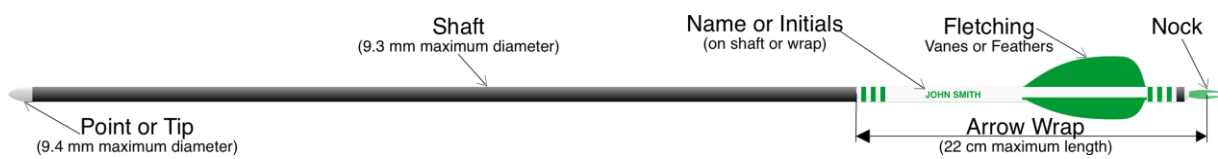
[Interpretation: 2018-Jan-15: Para Archers at Abled Bodied Events](#)



**Image 2: Compound bow description**



**Image 3: Arrow description**



## APPENDIX 2 - ADAPTIVE EQUIPMENT

To accompany adaptive equipment rules, an Adaptive Equipment Resource Guide has been developed.

([https://documents.worldarchery.sport/Para/v1.1\\_2023\\_Adaptive\\_Equipment\\_Resource\\_Guide.pdf](https://documents.worldarchery.sport/Para/v1.1_2023_Adaptive_Equipment_Resource_Guide.pdf))

It provides insight into how and for whom the adaptive equipment should be authorised and how the equipment is measured during equipment inspection.

### 1. Wheelchair

#### 1.1.

A wheelchair of any type may be used, provided it subscribes to the accepted principle and meaning of the word “wheelchair” and it does not have more than four wheels touching the ground.

##### 1.1.1.


No part of the wheelchair may support the bow arm while shooting.

##### 1.1.2.

For all wheelchair athletes, any lateral support, defined as anything that prevents the athlete from falling sideways in the chair by providing support to the side of an athlete's trunk above the pelvis, is allowed.

##### 1.1.2.1.

A lateral support may not protrude further forward than half the width of the athlete's rib cage, measured as the half point between the base of the sternum (breastbone) and the spinous process at T7 (midback).



**1.1.3.**

*All parts of the chair back and lateral support will be at least 11 cm below the athlete's armpit while shooting at any distance, and therefore, athletes are not allowed to use shoulder blades over any part of the chair to gain additional stability. In the case of uneven/rotated shoulder height (e.g. scoliosis), the distance is measured from the lower shoulder.*



[Interpretation: 2023 - 15 December - How to interpret wheelchair back support interpretation](#)

**1.1.3.1.**

*For P.I.1 sport class athletes, if there is a medical reason for the back of chair height to be less than 110mm below the armpit, the additional height may be approved by classifiers and noted on the athlete's classification card.*

**1.1.3.2.**

*Push handles attached to the wheelchair back are considered part of the chair and must conform to this measurement or be removed.*

**1.1.3.3.**

*Push handles that are not directly attached to the wheelchair back are not considered part of the chair back for the purpose of this rule.*



**1.1.4.**

*The wheelchair, including all equipment and the athlete, will not exceed 1.25 m in length.*

**1.1.5.**

*If the ground is uneven, a block to level the chair is allowed.*

**1.1.6.**

*A maximum of two anti-rolling devices (wedges) behind or in front of the rear wheel may be used only if there is a significant slope at the shooting line shooting position surface. At flat shooting positions (artificial or ground) surfaces, anti-rolling devices (wedges) in contact with wheel(s) and the shooting position surface are not allowed. Chair-mounted wheel brake devices that do not contact the shooting position surface are permitted.*

**1.1.7.**

*The use of anti-tipping devices is allowed, provided they do not touch the ground.*

**1.1.8.**

*Neither the feet of the athlete nor the footplates of the wheelchair may be in contact with the ground when shooting.*

## **2. Strapping**

**2.1.**

*Each strap, in any class, will be no more than 5 cm wide.*

**2.2.**

*P.I.1 sport class athletes may use any amount of strapping in any combination to maintain body stability if no support is given to the bow arm while shooting.*

**2.3.**

*P.I.2 sport class athletes may have only a single strap, wound only horizontally and only once around the torso, and must sit at or below the 11 cm height restriction.*

**2.4.**

*Leg straps may be placed around the ankles, knees and/or mid-thigh. More than one is admitted.*

**2.5.**

*Where, for medical reasons and with a prescription from a medical specialist, a rigid or non-rigid corset-type support is required for a short period of time, it may be temporarily approved by classifiers for a specified time. The P.I.2 athlete may not use the corset in conjunction with strapping.*

**2.5.1.**

*The time limit must be designated with a fixed review date on the classification form and be determined by a classification panel. The reason for the temporary use should be clearly described in the comments on the classification card.*

### **3. Stool**

[Interpretation: 2024 - 15 February - Stool with metallic plate interpretation](#)

**3.1.**

*A stool may be used by a Para Athlete if permitted by classifiers and included in the Classification Card.*

**3.2.**

*A stool must not have a backrest of any kind.*

**3.3.**

*A stool, including athlete and equipment, should fit within the space allowed for Para athletes on the shooting line (1.25m in Para Archery events).*

### **4. Adaptive Release**

*Classifiers may authorise the use of an adaptive release based on the functional deficit of the athlete (e.g., release aid system or mouth tab)*

**4.1.**

*The release aid system is a device that assist athlete in using a legal release aid (e.g. harness*

system).

#### **4.1.1.**

*The release aid system cannot function as a form of lateral support or provide added trunk support.*

- *A release aid system must not sit below the bottom of the rib cage*
- *The rigid material of an adaptive release may not wrap more than 1/2 of their trunk.*
- *Lacing or a strap may be used to secure the system around the rest of the trunk.*

#### **4.1.2.**

*The release aid system can be used in the Para Compound and the W1 Division.*

#### **4.1.3.**

*A picture of the unique system will be placed on the front of the classification card. Any exceptions will be clearly marked in the comment section on the front of the classification card.*

#### **4.1.4.**

*The release aid itself is governed by [Chapter 34 Athletes' Equipment](#) - and must be checked by the judges at the equipment inspection.*

#### **4.2.**

*A mouth tab is a piece of flexible material attached directly to the bowstring, which an athlete grips with their teeth to draw and release the string.*

#### **4.2.1.**

*The mouth tab can be used in Para Recurve, Para Compound and W1 Division.*

### **5. Bow Bandage**

#### **5.1.**

*A bow bandage represents any form of non-rigid strapping which assists with bow gripping while still allowing for bow movement upon arrow release.*

### **6. Bow Arm Aid**

#### **6.1.**

*Bow arm aid is an artificial aid or prosthesis attached to the bow. It will not be totally rigid or permanently fixed while still allowing for bow movement upon arrow release.*

**6.1.1.**

*An athlete who is unable to hold a bow in their hand may use any limb or an artificial aid or prosthesis to do so. This aid may be attached to the bow, if it is not totally rigid or permanently fixed and must allow for bow movement upon arrow release. Any leg prosthesis must meet the same criteria as an arm prosthesis and must therefore allow for a full range of movement.*

**6.2.**

*Under no circumstances may it be electric or electronically controlled.*

**7. Assistant**

**7.1.**

*Assistants will nock Para athletes' arrows or adjust their sight.*

**7.2.**

*The assistant must not be a disturbance to other athletes and must wear the same uniform and number as the athlete. Assistants should assist during both the qualification round and during match play round.*

**7.3.**

*The athlete can give directions to the assistant only for loading arrows, adjusting sight, or other pieces of the athlete's equipment. The assistant will act as a coach and must do so in a way that doesn't disturb the other athletes on the shooting line. There is no other coach allowed behind the shooting line. This applies throughout the event from the qualification round to the final round.*